

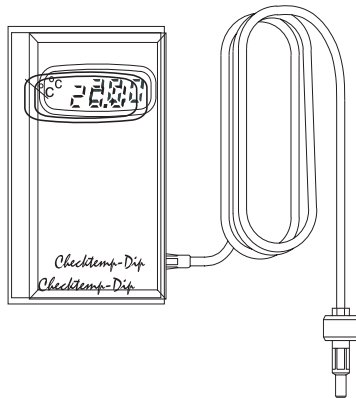
Checktemp®-Dip

HI 98509-01 • HI 98510-01

Precision Thermometers

with a Stainless Steel

Weighted Probe



Dear Customer,

Thank you for choosing a Hanna product.

Please read carefully this instruction manual before using the instrument. If you need additional technical information, do not hesitate to e-mail us at [tech@hannainst.com](mailto:tech@hannainst.com).

These instruments are in compliance with the CE directives.

#### GENERAL DESCRIPTION

Checktemp®-Dip is an accurate thermometer provided with a fixed stainless steel probe with a 3 meter (9.9') cable, and weighted so that it can be dipped into any vat and tank and measure the temperature at different depths.

Due to its hygienic stainless steel probe, it is ideal for food applications, especially to check the temperature inside wine casks and milk tanks.

Checktemp®-Dip can also be used for applications, such as fish farms, water reservoirs and pools where the operator can simply stand on the edge of the water and throw the probe over.

The accuracy, in spite of the longer probe lead, is an excellent  $\pm 0.3^{\circ}\text{C}$  ( $\pm 0.5^{\circ}\text{F}$ ).

In addition, you can check to make sure that your thermometer is measuring the right temperature with the Hanna Instruments' exclusive Cal-Check® technology.

Two models are available:

- HI 98509-01 (Checktemp®-Dip C) reads temperature in  $^{\circ}\text{C}$  unit
- HI 98510-01 (Checktemp®-Dip F) reads temperature in  $^{\circ}\text{F}$  unit

#### PRELIMINARY EXAMINATION

Remove the instrument from the packing material and examine it carefully to make sure that no damage has occurred during shipment. If there is any damage, immediately notify your Dealer.

Each meter is supplied complete with battery and instructions.

**Note:** Conserve all packing material until the instrument has been observed to function correctly. Any defective item must be returned in its original packing.

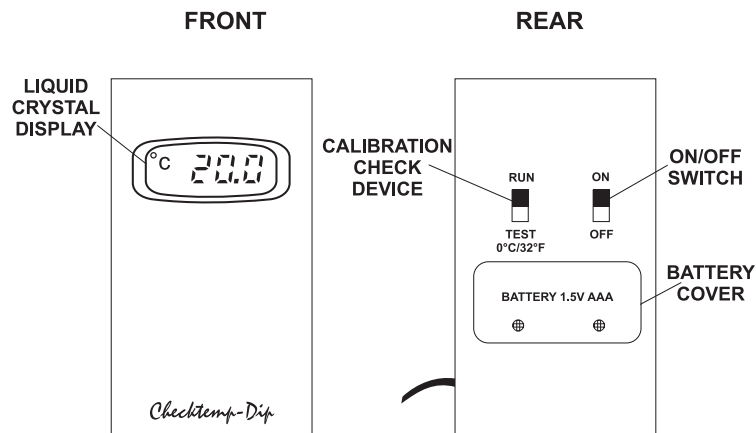
#### SPECIFICATIONS

Range	-20.0 to 100.0°C / -4.0 to 212°F
Resolution	0.1°C 0.1°F (-4 to 199.9°F) / 1°F (200 to 212°F)
Accuracy	$\pm 0.5^{\circ}\text{C}$ (-20 to 50°C) / $\pm 0.9^{\circ}\text{C}$ (outside) $\pm 0.9^{\circ}\text{F}$ (-4 to 122°F) / $\pm 2^{\circ}\text{F}$ (outside)
Probe	Stainless steel, 3 m (9.9') cable
Environment	0 to 50°C (32 to 122°F); RH 95% max
Battery Type	1x1.5V AAA alkaline
Battery Life	Approx. 3 years of use
Dimensions	106 x 58 x 19 mm (4.1x5.2x0.7")
Weight	80 g (2.8 oz.)

Distributed By:

**APPLIED  
MEMBRANES INC.®**

2325 Cousteau Ct., Vista, CA 92081 · (760) 727-3711 · FAX (760) 727-4427  
<http://www.appliedmembranes.com> · [sales@appliedmembranes.com](mailto:sales@appliedmembranes.com)



### OPERATION

- Turn the *Checktemp®-Dip* on and dip the probe in the sample to be measured.
- Do NOT wrench the probe. If the cable is damaged, the meter may have to be replaced.
- Wait a few seconds for the display to stabilize.
- After use, always switch the meter off
- Variations in readings or a fading display can indicate a low battery level (see "Battery Replacement" section for details).
- *Checktemp®-Dip* should not be used for continuous measurement at high temperatures. In fact, even though *Checktemp®-Dip* can reach 100°C (212°F), prolonged measurements at high temperature will reduce the sensor life dramatically. The ideal operating temperature is in the -20 to 50°C (-4 to 120°F) range.

### CALIBRATION CHECK SWITCH

Move the Cal-check® switch on the back of the meter to the "Test" position.

The display should show 0.0°C (±0.5°C) or 32°F (±0.9°F).

Contact your dealer or the nearest Hanna Service Center for recalibration, if necessary.

Move the Cal-check switch back to the "Run" position, and the display will return to normal measurement mode.

### Recommendations for Users

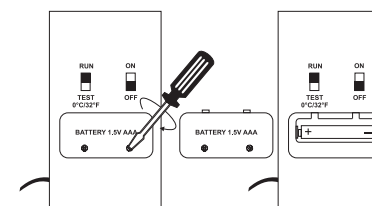
Before using this product, make sure that it is entirely suitable for the environment in which it is used. Operation of this instrument in residential areas could cause interference to radio and TV equipment. Any variation introduced by the user to the supplied equipment may degrade the instrument's EMC performance. To avoid electrical shocks, do not use this instrument when voltage at the measurement surface exceeds 24 Vac or 60 Vdc. To avoid damage or burns, do not perform any measurement in microwave ovens.

### BATTERY REPLACEMENT

When *Checktemp®-Dip* cannot be switched on or the display fades, remove the two screws, remove the battery cover and change the 1.5V AAA battery, while paying attention to its polarity.

Replace the cover and tighten the two screws.

Battery should only be replaced in a safe area and using an alkaline 1.5V AAA type battery.



### WARRANTY

These meters are guaranteed for one year against defects in workmanship and materials when used for its intended purpose and maintained according to instructions. Probes are guaranteed for a period of six months. This warranty is limited to repair or replacement free of charge. Damages due to accident, misuse, tampering or lack of prescribed maintenance are not covered. If service is required, contact the dealer from whom you purchased the instrument. If under warranty, report the model number, date of purchase, serial number and the nature of the failure. If the repair is not covered by the warranty, you will be notified of the charges incurred. If the instrument is to be returned to Hanna Instruments, first obtain a Returned Goods Authorization Number from the Customer Service department and then send it with shipment costs prepaid. When shipping any instrument, make sure it is properly packaged for complete protection.