

dizzer[®] XL

Ultrafiltration modules



Distributed By:

**APPLIED
MEMBRANES INC.[®]**

Industry Leader in RO Expertise and Membrane Applications since 1983™

2325 Cousteau Ct. Vista, CA 92081 ☎ (760) 727-3711 📠 (760) 727-4427

🌐 www.appliedmembranes.com ✉ sales@appliedmembranes.com

 **BASF**
The Chemical Company

dizzer® XL - Ultrafiltration modules

- Excellent efficiency and high output
- Easy installation, plug-and-play operation
- Compact design
- Low operating costs

dizzer® modules with Multibore® 0.9 membrane

Module data			dizzer® XL 0.9 MB 60 W		dizzer® XL 0.9 MB 38 W	
Part number			VK-0068		VK-0070	
Membrane area	m ² sq.ft.		60	645	38	410
Length with end cap (L)	mm inch		1680 ± 3	66 1/8	1180 ± 3	46 1/2
Length without end cap (L1)	mm inch		1486 ± 1.5	58 1/2	986 ± 1.5	38 3/4
Distance feed connectors (L2)	mm inch		1600 ± 3	63	1100 ± 3	43 1/2
Distance feed – module center axis (A)	mm inch		165	6 1/2	165	6 1/2
Distance feed – filtrate connector (B)	mm inch		190 ± 1.5	7 1/2	190 ± 1.5	7 1/2
Outer diameter end cap coupling max. (C)	mm inch		295	11 5/8	295	11 5/8
Outer diameter module (D)	mm inch		250	9 7/8	250	9 7/8
Connector flexible victaulic (d1)		inch			2	
Weight* (wet)	kg lbs.		55	120	40	90

dizzer® modules with Multibore® 1.5 membrane

Module data			dizzer® XL 1.5 MB 40 W		dizzer® XL 1.5 MB 25 W	
Part number			VK-0069		VK-0071	
Membrane area	m ² sq.ft.		40	430	25	270
Length with end cap (L)	mm inch		1680 ± 3	66 1/8	1180 ± 3	46 1/2
Length without end cap (L1)	mm inch		1486 ± 1.5	58 1/2	986 ± 1.5	38 3/4
Distance feed connectors (L2)	mm inch		1600 ± 3	63	1100 ± 3	43 1/3
Distance feed – module center axis (A)	mm inch		165	6 1/2	165	6 1/2
Distance feed – filtrate connector (B)	mm inch		190 ± 1.5	7 1/2	190 ± 1.5	7 1/2
Outer diameter end cap coupling max. (C)	mm inch		295	11 5/8	295	11 5/8
Outer diameter module (D)	mm inch		250	9 7/8	250	9 7/8
Connector flexible victaulic (d1)		inch			2	
Weight* (wet)	kg lbs.		55	120	40	90

Technical information

Material						
Housing						PVC-U, white
End cap						PVC-U, grey
End cap coupling						SS (sealing EPDM)
Operation parameters						
Pressure max.	bar	psi	5			70
Temperature range	°C	°F	1 – 40			34 – 104

* shipping weight


® = Registered trademark of BASF

Distributed By:

APPLIED MEMBRANES INC.®

Industry Leader in RO Expertise and Membrane Applications since 1983™

2325 Cousteau Ct. Vista, CA 92081 ☎ (760) 727-3711 📠 (760) 727-4427
 🌐 www.appliedmembranes.com ✉ sales@appliedmembranes.com



Modules for large scale application

Module designation:

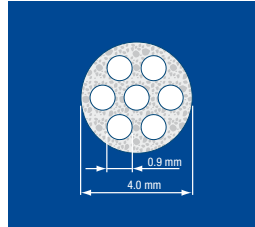
dizzer® XL 0.9 MB 60 W

- Active membrane area
- Multibore® membrane
- Capillary diameter
- Modules for large scale application

Multibore® 0.9 and 1.5 membranes

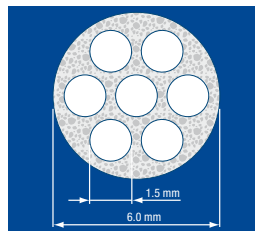
Multibore® 0.9 membrane

Membrane data		
Capillaries per fibre		7
Inner diameter	mm	0.9
Outer diameter	mm	4.0
Pore size	µm	approx. 0.02
Material		PESM



Multibore® 1.5 membrane

Membrane data		
Capillaries per fibre		7
Inner diameter	mm	1.5
Outer diameter	mm	6.0
Pore size	µm	approx. 0.02
Material		PESM



Technical information

Cleaning/disinfection chemicals		Multibore® 0.9 and 1.5 membrane	
Free chlorine	ppm ppm x h	max. 200 max. 200,000 (at pH ≥ 9.5)	
H ₂ O ₂ (Hydrogenperoxide)	ppm	max. 500	
Caustic Soda pH		max. 13	
Acid pH		min. 1	
Flux rate			
Filtration*	l/(m ² h)	gfd	60 – 180 35 – 105
Backwash standard	l/(m ² h)	gfd	230 135
Backwash range	l/(m ² h)	gfd	230 – 300 135 – 175
Transmembrane pressure (TMP)			
Filtration*	bar	psi	0.1 – 1.5 1.5 – 20
Backwash standard*	bar	psi	0.3 – 3.0 5 – 40
Burst pressure membrane	bar	psi	> 10 > 150

* Specifications apply to common operating conditions.



Subject to technical modifications and errors. Modules are to be operated in accordance with the relevant "Installation, Operation and Maintenance Guidelines". Customized configurations are available on request. Please contact the inge GmbH team if you require any further information.

Distributed By:

APPLIED MEMBRANES INC.®
 Industry Leader in RO Expertise and Membrane Applications since 1983™

Ⓟ

The descriptions, designs, data and information („Product Information“) contained herein are presented in good faith and are based on inge GmbH's current knowledge and experience. inge GmbH cannot accept any liability for the accuracy of this Product Information, which is provided at no charge and for guidance only.

inge GmbH hereby advises that the products should only be operated in accordance with the relevant “Installation, Operation and Maintenance Guidelines“. The Product Information and products are protected by copyright and/or other intellectual property laws worldwide. However, inge GmbH cannot guarantee that the Product Information and products can be used without infringing third party intellectual property rights. The products and Product Information may only be used, distributed and marketed with the express prior permission of inge GmbH.

No warranties of any kind regarding the products, either expressed or implied, including, but not limited to, warranties of merchantability, fitness for a particular purpose or no third party rights are made, other than as expressly set out in the contractual agreement with the customer.

inge GmbH reserves the right to modify products and Product Information at any time without prior information. Current Product Information can be obtained from the website www.inge.ag.

Distributed By:

APPLIED
MEMBRANES INC.®

2325 Cousteau Ct. Vista, CA 92081 ☎ (760) 727-3711 📠 (760) 727-4427
🌐 www.appliedmembranes.com ✉ sales@appliedmembranes.com