

#### SPECIFICATIONS

Range	$\pm 999$ mV
Resolution	1 mV
Accuracy (@20°C/68°F)	$\pm 5$ mV
Typical EMC Deviation	$\pm 5$ mV
Environment	0 to 50°C (32 to 122°F); RH max 95%
Battery Type	4 x 1.5V alkaline
Battery Life	approx. 700 hours of use
Dimensions	175 x 41 x 23 mm (6.9 x 1.6 x 0.9")
Weight	95 g (3.4 oz.)

#### ACCESSORIES

HI 7020M	200/275 mV test solution, 230 mL bottle
HI 7091M	Reducing solution, 230 mL bottle
HI 7092M	Oxidizing solution, 230 mL bottle
HI 70300M	Storage solution, 230 mL
HI 7061M	Cleaning solution, 230 mL bottle
HI 73201	Spare electrode

#### WARRANTY

These meters are guaranteed for one year against defects in workmanship and materials when used for their intended purpose and maintained according to instructions. Probes are guaranteed for six months. This warranty is limited to repair or replacement free of charge. Damages due to accident, misuse, tampering or lack of prescribed maintenance are not covered. If service is required, contact the dealer from whom you purchased the instrument. If under warranty, report the model number, date of purchase, serial number and the nature of the failure. If the repair is not covered by the warranty, you will be notified of the charges incurred. If the instrument is to be returned to Hanna Instruments, first obtain a Returned Goods Authorization Number from the Customer Service department and then send it with shipment costs prepaid. When shipping any instrument, make sure it is properly packaged for complete protection.


The ORP is in compliance with the CE directives.

IST98201 R5 05/05

## ORP

### HI 98201

Pocket-sized ORP Meter



Distributed By:

**APPLIED**  
**MEMBRANES INC.®**

2450 Business Park Dr. Vista, CA 92081 ☎ (760) 727-3711 📠 (760) 727-4427  
🌐 [www.appliedmembranes.com](http://www.appliedmembranes.com) ✉ [sales@appliedmembranes.com](mailto:sales@appliedmembranes.com)

## OPERATION

- Remove the protective cap and turn **ORP** on with by sliding the ON/OFF switch on the top of the meter.



- Immerse it into the solution to be tested, without exceeding the maximum immersion level.

- Stir gently and wait for stable reading.

- After use, rinse the electrode with tap water and replace the protective cap.

## MAINTENANCE

- Check the meter by immersing it in **HI 7020** test solution. The reading should be between 200 and 275 mV at 20°C (68°F).

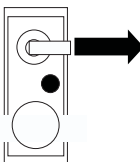
Otherwise clean the electrode platinum tip by rubbing it with a lint-free cloth soaked with **HI 7061** cleaning solution.



- For more accurate readings, condition the meter by immersing it in a pretreatment reducing (**HI 7091**) or oxidizing (**HI 7092**) solution for about 30 minutes before taking measurements.

- In case of erroneous readings even after an accurate conditioning and calibration, the reference junction might be contaminated or clogged.

- Pull out 2 mm (1/8") of the cloth junction to renew the electrode reference (it is recommended to cut the cloth leaving



always at least 2 mm -1/8" over the reference compartment). Repeat the maintenance and conditioning procedure.

The cloth junction can be pulled out approximately 20 times. After that, the electrode should be replaced.

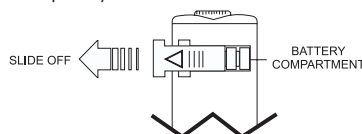
## ELECTRODE REPLACEMENT

For replacing the electrode, contact your Dealer or the nearest Hanna Service Center.

## BEPS & BATTERY REPLACEMENT

The meter is provided with BEPS (Battery Error Prevention System) which avoid any erroneous reading due to low battery level, by automatically switching the meter off.

To replace the batteries, slide off the battery compartment cover and replace all four 1.5V alkaline batteries, while paying attention to the correct polarity.



Batteries should only be replaced in a non-hazardous area and using the battery type specified in this instruction manual.

Distributed By:

**APPLIED**  
**MEMBRANES INC.®**

2450 Business Park Dr. Vista, CA 92081 ☎ (760) 727-3711 📠 (760) 727-4427  
🌐 [www.appliedmembranes.com](http://www.appliedmembranes.com) ✉ [sales@appliedmembranes.com](mailto:sales@appliedmembranes.com)